

Solar Alpha Particle Radiation Increases Human Mortality – An Example from the Ischemic Heart Diseases mortality in the European Union

Nikolay Takuchev*

Trakia University, Stara Zagora, Bulgaria.

*Correspondence:

Nikolay Takuchev, Trakia University, Stara Zagora, Bulgaria
Phone: +359 888439122.

Received: 04 Mar 2024; Accepted: 11 Apr 2024; Published: 19 Apr 2024

Citation: Takuchev N. Solar Alpha Particle Radiation Increases Human Mortality – An Example from the Ischemic Heart Diseases mortality in the European Union. *Cardiol Vasc Res.* 2024; 4(2); 1-9.

ABSTRACT

A dangerous phenomenon for humanity is described. In the joint analysis of data from satellites in orbit around the Earth and from the health statistics source EUROSTAT, it became clear that, by some mechanism, flows of positively charged particles with high energy entering the Earth's orbit increase mortality on the planet's surface. The increase in mortality is in a zone of maximum risk in the Northern Hemisphere, parallel to the Equator and bounded by the parallels of 30° and 50° north latitude. Examples are given for the European Union mortality from Ischemic heart diseases confirming the described phenomenon. A hypothetical mechanism based on observational evidence has been proposed, according to which this dangerous phenomenon is due to solar alpha particles of high energy sufficient to overcome the atmosphere's resistance and reach the Earth's surface in a limited area of maximum death impact.

Keywords

Mortality, Ischemic heart diseases, Satellites GOES, Cosmic alpha radiation, EUROSTAT.

Introduction

In a series of publications [1-17], a dangerous phenomenon of cosmic origin for humanity was described – the presence of a high correlation between the flows of positively charged particles with high kinetic energy recorded from satellites in the Earth orbit and mortality on the Earth's surface from many diseases. The main focus of the mentioned publications was on the effect of solar alpha radiation on mortality from diseases, killer number one of mankind – those of the circulatory system. The harmful effects of solar alpha radiation are also observed on many other organs and systems in the human organism, turning this invisible effect into one of the main causes of death for humanity. The mentioned dangerous phenomenon of cosmic origin is unevenly spread on the planet's surface. Europe and the Mediterranean are among the most affected. However, in [1-17] are described many examples, where this phenomenon is also observable in several countries from the Northern Hemisphere – Asia, America, and even Africa. The

European Union has a tradition of maintaining reliable mortality statistics, in which the discussed multifaceted influence of solar alpha radiation on mortality stands out clearly.

Below, based on data from mortality statistics in the European Union, the unexpected association between solar alpha radiation and mortality from Ischemic heart diseases is shown.

The described phenomenon is not observed in the statistical data of large countries such as the USA, Russia, and China. This (at least for the USA [10]) is due to masking of the phenomenon in the general statistics for the large country if the cause acts on a limited area smaller than the country and for a limited time – lasting much less than data averaging periods for statistical purposes. The mortality statistic of the European Union is suitable for the study because it is based on statistical regions, smaller than a country, but still big enough, to include a statistically sufficient number of inhabitants.

This phenomenon would be expected to influence mortality in countries south of the Equator, but mortality statistics for them are

scarce, unreliable, or absent, preventing reliable inferences about such an influence in the Southern Hemisphere.

Material and Methods

Mortality Data

The analysis below is based on an authoritative source of health data – EUROSTAT [18]. In the study, the parameter *annual mortality rate* – number of deaths per 100,000 inhabitants was used as a characteristic of mortality. EUROSTAT offers free access to data on mortality rate from causes in the countries of the European Union, the European Economic Area, and the candidate countries for membership in the union. Geographically, these countries occupy Europe and the Mediterranean. Data are grouped by NUTS (Nomenclature Des Unités Territoriales Statistiques in French, the nomenclature of territorial units for statistics). In the study, were used mortality data from the EUROSTAT shortlist in which mortality rates are grouped by causes of death into 92 groups, mostly diseases. The groups are related to the classes in the International Disease Classifier ICD-10, (10th revision). The shortlist contains mortality data for EU countries (NUTS-1) and EU regions (NUTS-2, smaller areas of the larger NUTS-1 countries). Currently (2023) the shortlist includes mortality rate data for the interval 2011 – 2020. Annual mortality rate data were extracted for 341 European regions (NUTS-2) separately from each of the shortlist groups for the interval 2011 – 2019 (the last pre-pandemic year).

Satellite Data

Satellite data on corpuscular radiation – protons and alpha particles recorded by the satellites of the series GOES (Geostationary Operational Environmental Satellites) were obtained from an NOAA site [19]. The satellites of the GOES series fly in geostationary orbit (above the Earth's equator), at an altitude of 36,000 kilometers above the Earth's surface, make one lap in 24 hours, that is, they “hang” over a certain point on the Earth's surface and are not shade by the Earth at their circumference around it.

Data on alpha-particle and proton fluxes (unit: (number of particles).cm².s⁻¹.sr⁻¹.MeV⁻¹) with energies of the range 3.8 – 21.3 MeV were used. The fluxes were recorded by the satellite high-energy particle detectors: 1. Energetic Particles Sensor (EPS), and 2. Energetic Proton, Electron, and Alpha Detector (EPEAD). The data are available averaged over a 5-minute interval, during which there are up to 25 reports of the instrument.

Data Processing

The correlation coefficients [20] between the annual averaged alpha radiation flux and the annual mortality rate were calculated.

A map was created showing (with black isolines) the distribution of the annual mortality for 341 NUTS-2 European regions from the EUROSTAT shortlist death cause: “Ischemic heart diseases” (EUROSTAT mortality shortlist number 47), for 2012, the year with the highest solar activity in the studied time interval 2011 – 2019. With red isolines, the map shows the distribution across

the territory of Europe and the Mediterranean of the correlation coefficient between the annual mortality rate from “Ischemic heart diseases” with the annually averaged alpha particle flux for the time interval 2011 - 2019. Data on the coordinates, latitude, and longitude [Google Earth] of the centroids of the NUTS-2 regions included in the study were used in the map. Mapping was performed with Golden Software Surfer10. The kriging interpolation procedure was selected.

In mathematical statistics, the level of statistical significance [20] is a parameter, indicating the degree of reliability of the calculated correlation coefficient. The smaller the number of this parameter, the more reliably the correlation coefficient is established, i.e. the more reliably a cause-and-effect relationship has been established, in the case between the annual flux of solar alpha radiation and mortality from a cause of "Ischemic heart diseases".

The correlation coefficient and the level of statistical significance are related. For the 9 years included in the study, a minimum correlation coefficient of 0.668 corresponds to a statistical significance level of 0.05 [20]. In scientific studies, a level of statistical significance no greater than 0.05 is accepted as a criterion for the reliability of the correlation coefficient. The red isolines on the correlation coefficient distribution in the map enclose the regions with statistically significant values of the correlation coefficients around and up to a significance level of 0.05. Correlation coefficients with a significance level above 0.05 are of high reliability (the higher the number, the lower the significance level) i.e. the existence of a causal relationship between cosmic alpha radiation and mortality from the cause “Ischemic heart diseases” can be considered reliably established in the mentioned areas enclosed by red isolines on the correlation coefficient.

If there is a coincidence for some of the maxima for mortality rate and correlation coefficients, then in the region of these maxima, the impact of alpha radiation contributes noticeably to the mortality from “Ischemic heart diseases”.

To the extent that the hypothetical mechanism proposed below explaining the observed phenomenon assumes that charged particles of high energy pass through the atmosphere and reach the Earth's surface, the energy required for this was calculated from databases and calculators PSTAR and ASTAR [21,22]. Geomagnetic field data were obtained from the INTERMAGNET site [23].

Results

The described dangerous phenomenon is observed in the form of dependence between the annual average flux of radiation from positively charged particles with high kinetic energy, recorded by satellites in orbit around the Earth, and the annual mortality rate in the statistics of several countries from all continents in the Northern Hemisphere. The countries in whose mortality statistics the phenomenon is observed are located in a zone parallel to the equator with approximate boundaries along the parallels of 30°

and 50° north latitudes. It is observed in the annual mortality statistics of small countries. It is not noticeable in the statistics of large countries in the same zone. It can be inferred that the impact on the Earth's surface is short-lived and over a limited area the size of a small country, but is masked in large country statistics because it does not affect the entire area of the large country at the same time. This conclusion is confirmed for the USA, for which there is data on mortality in individual states [10].

For particle energies of the order of 3.8 – 21.3 MeV, the year-averaged fluxes of protons and alpha particles are highly correlated, i.e. the studied phenomenon of lethality is noticeable in both the mean proton flux and the mean alpha particle flux data. For the reason explained below, only the average flux of high-energy alpha particles is included as the incident radiation in the examples below.

Figure 1 shows for the Europe and Mediterranean the distribution of the mortality rate for EUROSTAT shortlist deaths cause: „Ischemic heart diseases" (black isolines) and the distribution of the statistically significant correlation coefficient between solar alpha particle fluxes and the mortality rate for "Ischemic heart diseases" (red isolines). The statistically significant influence of alpha radiation on mortality from ischemic heart disease is limited to a

band parallel to the Equator with approximate dimensions between 30 and 50 degrees north latitude. Not all high mortality areas in the study region fall into it. Over Western Russia and Belarus, there is an area of high mortality from ischemic heart disease in which the contribution of alpha radiation to mortality is not noticeable. The impact of alpha radiation on mortality in the mentioned strip does not continuously cover the entire strip but is of the nature of limited spots in it, covering mainly mountainous areas. A pronounced effect – a statistically significant coincidence between areas with increased annual ischemic heart diseases mortality and its correlation with annual alpha radiation flux is observed for the Balkans, the Alpine region, and the central Mediterranean. Figures 2 – 9 show the correlated changes in ischemic heart diseases mortality with alpha radiation flux for these areas.

Figures 2 – 9 show the time dependence in the interval 2011 – 2019 of two numerical sequences:

- Of the recorded annual fluxes of alpha particles from satellites of the GOES series – 10, 11, 12, 13, 14, and 15,
- Of the "Ischemic heart diseases" annual mortality rate for some of the NUTS-2 regions of the European Union.

The high correlation between the two numerical sequences can be seen, indicating the existence of a causal relationship between them.

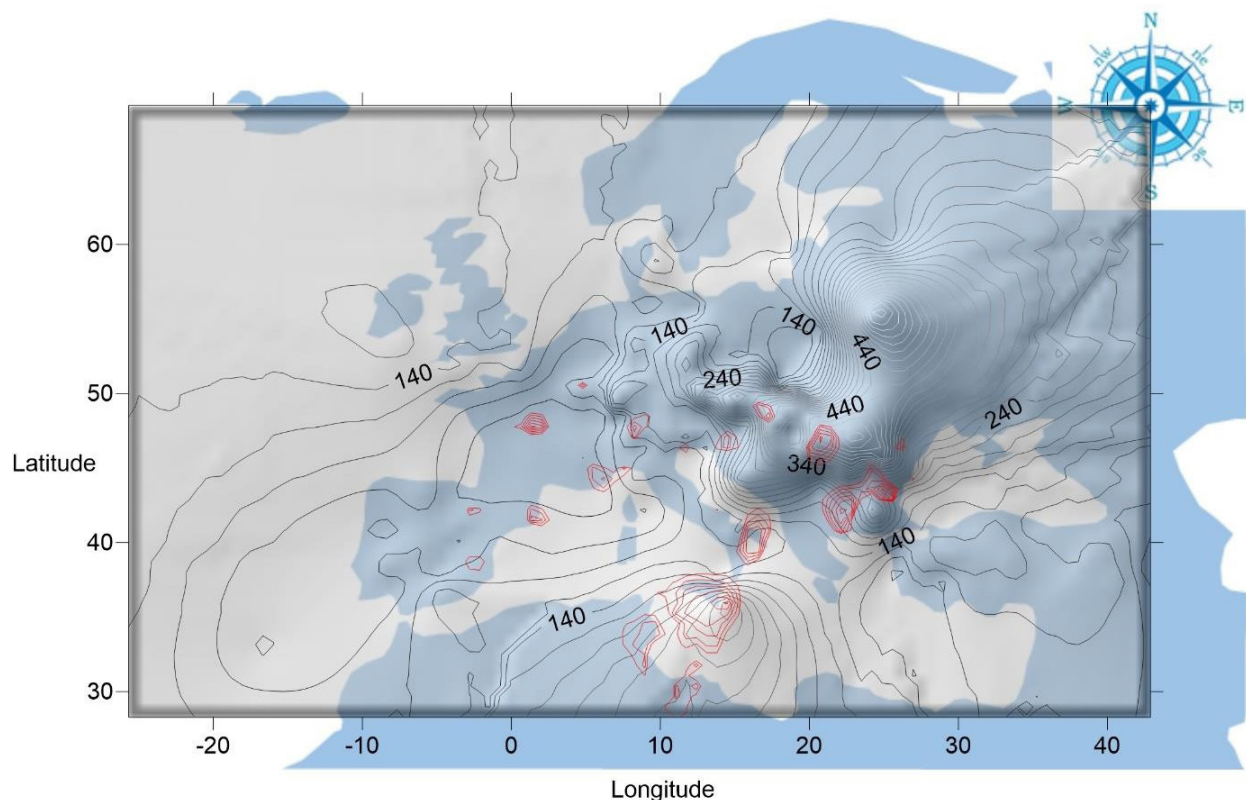


Figure 1: Europe and the Mediterranean, the "Ischemic heart diseases" mortality rate for 2012 (black isolines), and its statistically significant correlation with annual alpha particle flux (red isolines) for the studied interval 2011 – 2019.

Eurostat NUTS-2 region: Severna i Yugoiztochna Bulgaria, Bulgaria. Annual alpha particle flux and mortality rate from Ischemic heart diseases, correlation coefficient 0,946, and significance level 0,001

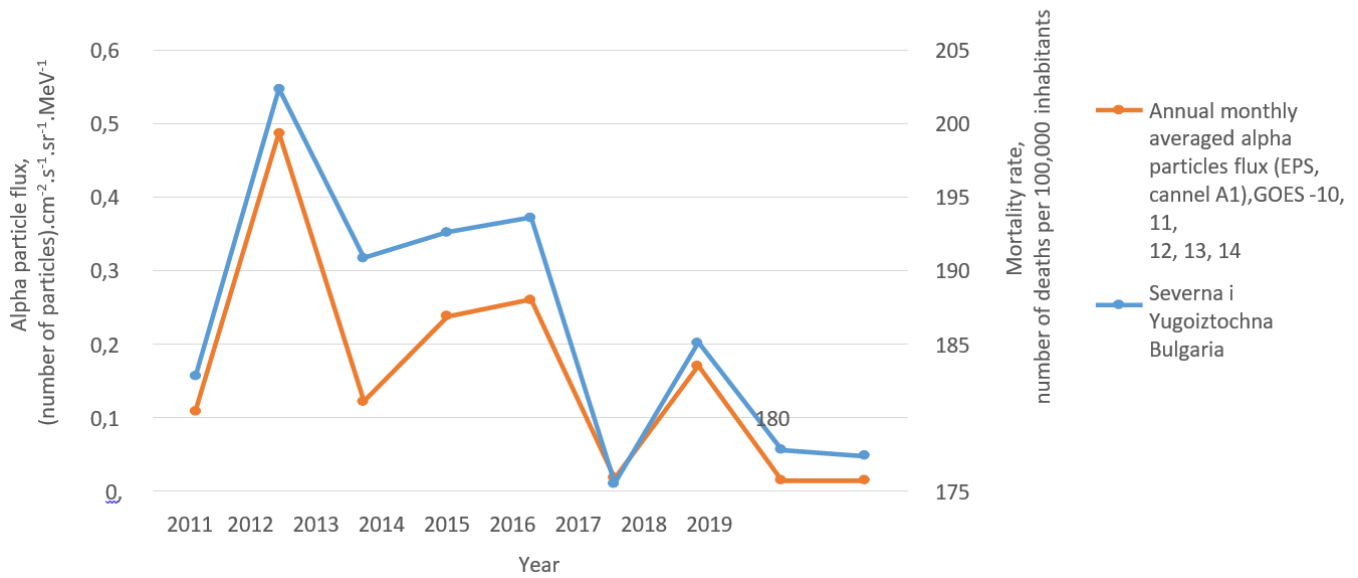


Figure 2: The high statistically significant correlation between annual fluxes of cosmic alpha radiation and the “Ischemic heart diseases” mortality rate for the EUROSTAT NUTS-2 region SEVERNA I YUGOIZTOCHNA BULGARIA, BULGARIA, indicates the presence of a causal relationship between the two phenomena. The alpha radiation-dependent mortality from ischemic heart disease for the studied interval for Bulgaria reaches 15% compared to the total mortality from this cause.

Eurostat NUTS-2 region: Prov. Namur, Belgium. Annual alpha particle flux and mortality rate from Ischemic heart diseases, correlation coefficient 0,823, significance level 0,01

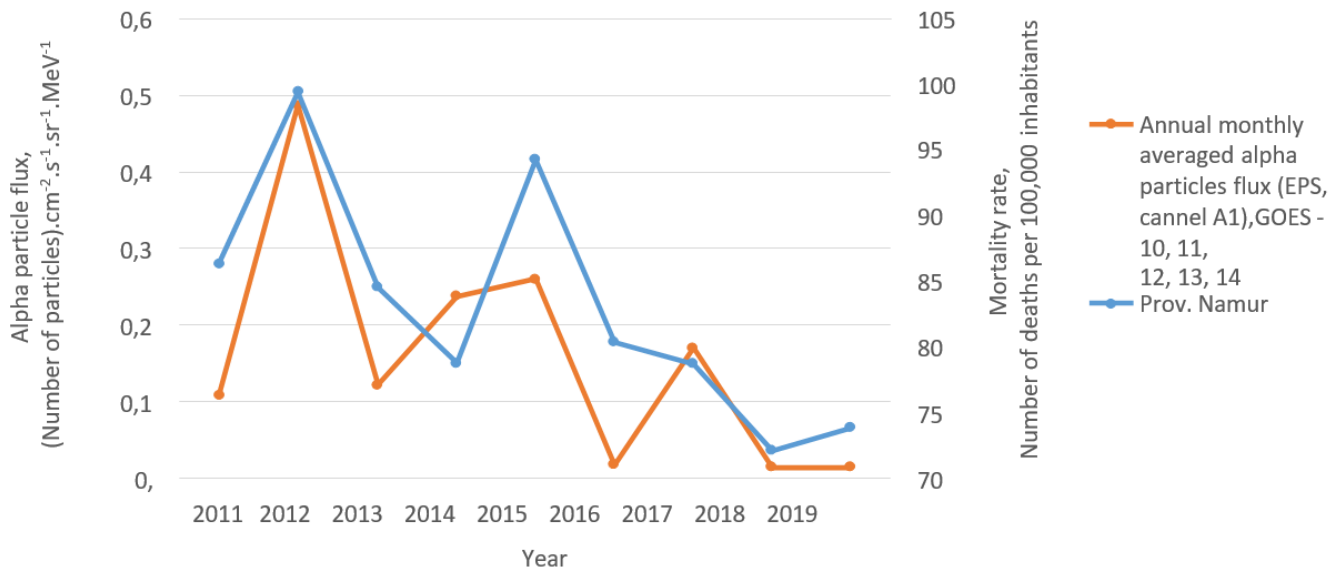


Figure 3: The high statistically significant correlation between annual fluxes of cosmic alpha radiation and the “Ischemic heart diseases” mortality rate for the EUROSTAT NUTS-2 region PROV. NAMUR, BELGIUM, indicates the presence of a causal relationship between the two phenomena.

Eurostat NUTS-2 region: Centre - Val de Loire, France. Annual alpha particle flux and mortality rate from Ischemic heart diseases, correlation coefficient 0,846,significance level 0,01

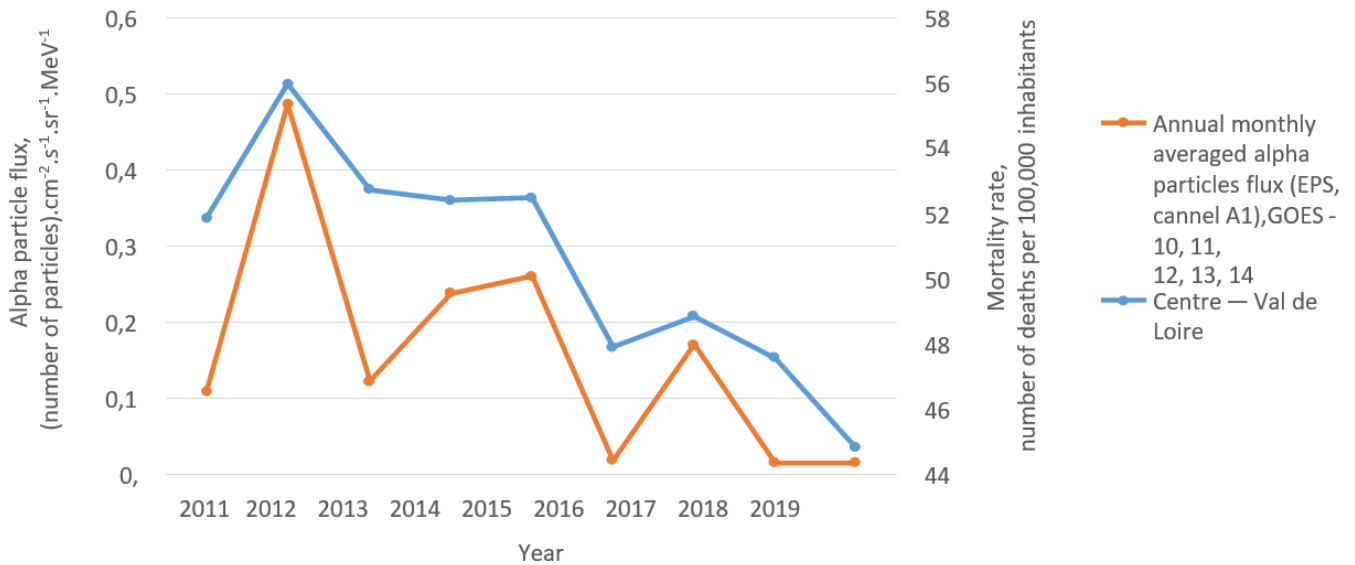


Figure 4: The high statistically significant correlation between annual fluxes of cosmic alpha radiation and the “Ischemic heart diseases” mortality rate for the EUROSTAT NUTS-2 region CENTRE - VAL DE LOIRE, FRANCE, indicates the presence of a causal relationship between the two phenomena.

Eurostat NUTS-2 region: Nordwestschweiz, Switzerland. Annual alpha particle flux and mortality rate from Ischaemic heart diseases, correlation coefficient 0,810, significance level 0,01



Figure 5: The high statistically significant correlation between annual fluxes of cosmic alpha radiation and the “Ischemic heart diseases” mortality rate for the EUROSTAT NUTS-2 region NORDWESTSCHWEIZ, SWITZERLAND, indicates the presence of a causal relationship between the two phenomena.

Eurostat NUTS-2 region: Kärnten, Austria. Annual alpha particle flux and mortality rate from Ischaemic heart diseases, correlation coefficient 0,786, significance level 0,05

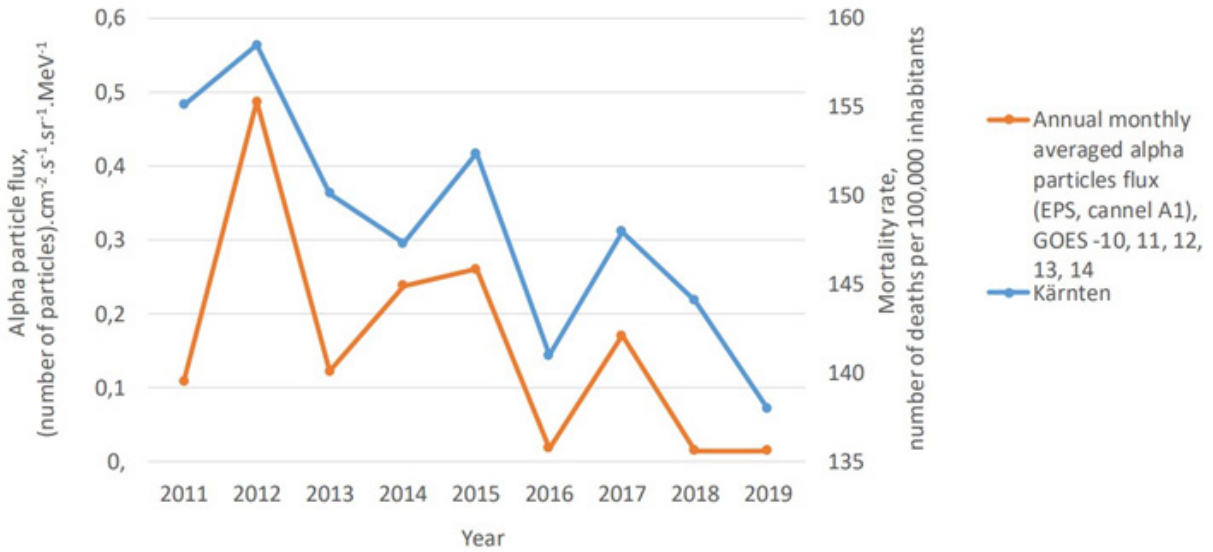


Figure 6: The high statistically significant correlation between annual fluxes of cosmic alpha radiation and the “Ischemic heart diseases” mortality rate for the EUROSTAT NUTS-2 region KARNETEN, AUSTRIA, indicates the presence of a causal relationship between the two phenomena.

Eurostat NUTS-2 region: Malta, Malta. Annual alpha particle flux and mortality rate from Ischaemic heart diseases, correlation coefficient 0,785, significance level 0,05

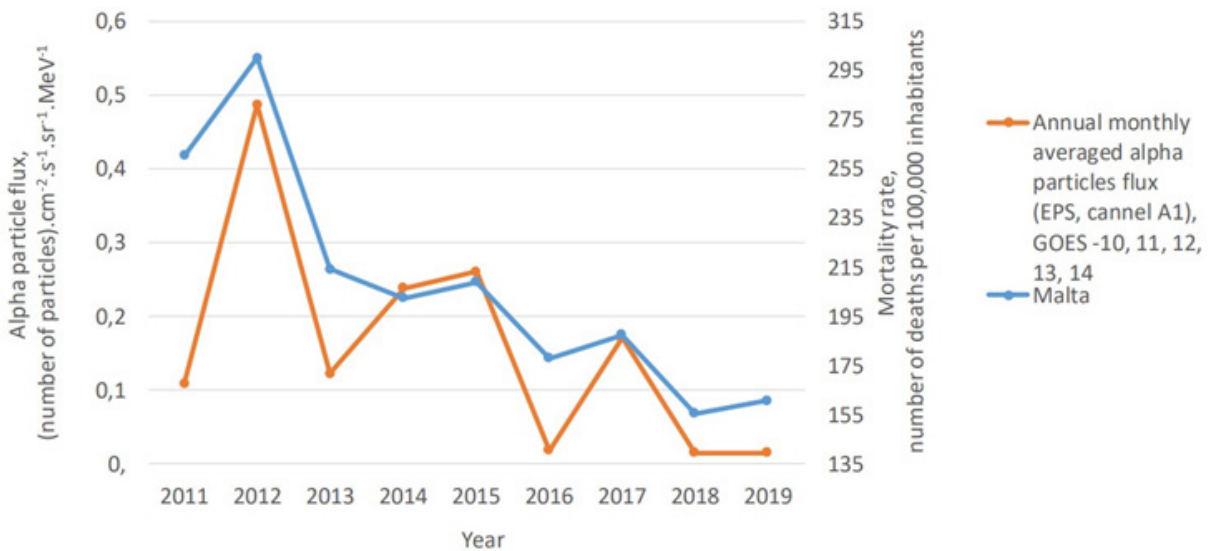


Figure 7: The high statistically significant correlation between annual fluxes of cosmic alpha radiation and the “Ischemic heart diseases” mortality rate for the EUROSTAT NUTS-2 region MALTA, MALTA, indicates the presence of a causal relationship between the two phenomena. Alpha radiation-related mortality from ischemic heart disease in Malta in 2012 reached 40% of the total mortality from this cause.

Eurostat NUTS-2 region: Eszak-Alfold, Hungary. Annual alpha particle flux and mortality rate from Ischaemic heart diseases, correlation coefficient 0,778, significance level 0,05

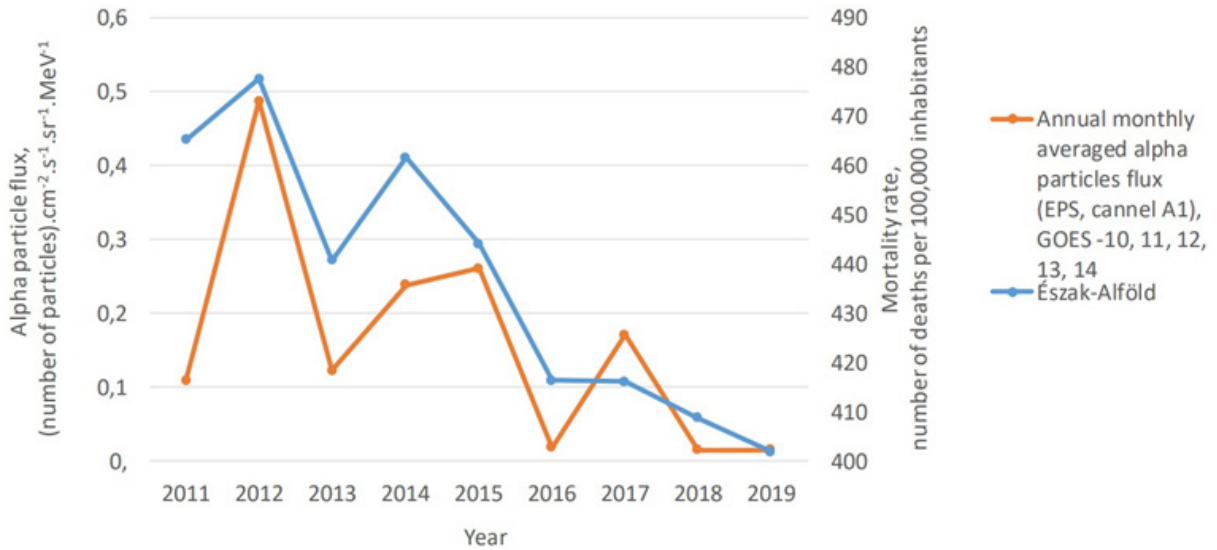


Figure 8: The high statistically significant correlation between annual fluxes of cosmic alpha radiation and the “Ischemic heart diseases” mortality rate for the EUROSTAT NUTS-2 region ESZAK- ALFOLD, HUNGARY, indicates the presence of a causal relationship between the two phenomena.

Eurostat NUTS-2 region: Calabria, Italy. Annual alpha particle flux and mortality rate from Ischaemic heart diseases, correlation coefficient 0,778, significance level 0,05

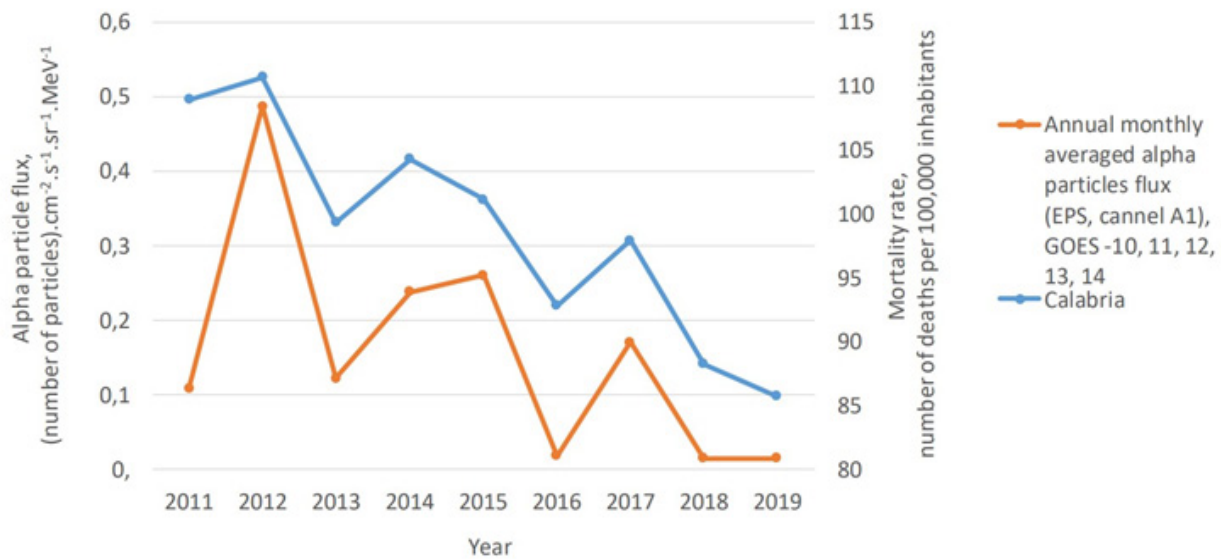


Figure 9: The high statistically significant correlation between annual fluxes of cosmic alpha radiation and the “Ischemic heart diseases” mortality rate for the EUROSTAT NUTS-2 region CALABRIA, ITALY, indicates the presence of a causal relationship between the two phenomena.

Discussion

The given examples convincingly prove the existence of an influence of cosmic radiation flux on ischemic heart diseases mortality, maybe by impact on the human circulatory system. The problem of the mechanism of the described influence remains unclear. A hypothesized mechanism of this influence is outlined below, answering many of the questions that arise.

1. An observed phenomenon – mortality from many diseases in the statistics of many countries located mainly in the 30°N – 50°N band, is strongly correlated with fluxes of positively charged particles with energy of the order of 4 – 21 MeV, recorded by the GOES series satellites in Earth orbit.
2. The recorded alpha particle flows are mostly pulses with a duration of less than 5 minutes (the averaging interval of the recording device).
3. Proposed hypothesis – positively charged particles with high energy penetrate through the Earth's atmosphere to the Earth's surface and damage human health, causing death mainly in elderly people with an already damaged circulatory system.
4. As the average altitude of the affected countries increases, the particle flux- correlated mortality shows an increasing trend [4,10]. It is probably due to the more intense radiation flux penetrating the thinner atmosphere over the mountainous region of Earth's surface – an argument favoring the hypothesis.
5. The source of the flows of positively charged particles is the Sun – mortality increases with observable processes on the Sun – from Solar Mass Ejections directed to Earth (a phenomenon on the solar surface that could be observed with other astronomical means) [4,8]. The Alpha Magnetic Spectrometer (AMS-02) on the International Space Station measures cosmic rays, excluding those of solar origin (when shielded from the Sun by the station's solar panels). In particular, it measures the flow of ^3He and ^4He (alpha particles) in cosmic rays. The measurements show [24] increasing annual flux of alpha particles in cosmic rays for the interval of years from 2011 to 2017 (last available data), while the flux of GOES registered (solar?) alpha particles for the same interval of years is decreasing (Figures from 2 to 9). Indirect evidence for the Sun as a source of high-energy alpha particles is that this assumption convincingly explains the downstream processes that ultimately lead to death.
6. Positively charged solar particles capable of penetrating through the Earth's atmosphere to the Earth's surface are high-energy alpha particles. Calculators PSTAR [20] and ASTAR [21] calculate the penetration parameters of protons, respectively alpha particles in different substances, in particular in air. Calculations with data for a homogeneous atmosphere – an atmospheric model with constant density, temperature, and pressure decreasing with height [4] show that only particles whose energy is above 2.4 GeV for protons and over 6.2 GeV for alpha particles can penetrate the Earth's atmosphere to the surface. There are no registered by GOES satellites protons above 0.7 GeV, but there are registered alpha particles with energy above 3.4 GeV, hypothetically also those with energy above 6.2 GeV [4, 10, and 12], i.e. the particles that penetrate

to the Earth's surface are probably high-energy alpha particles. Only fluxes of alpha particles with a magnitude of at least $(1000 \text{ particles}) \cdot \text{cm}^{-2} \cdot \text{s}^{-1} \cdot \text{MeV}^{-1}$ is correlated with the mortality of the Earth's surface.

7. It is assumed that the alpha particles recorded by the satellites were emitted simultaneously with the hypothetical fast alpha particles in a common explosive process (flares?) on the solar surface. It can be calculated that particles with an energy of 7 GeV need 8.87 min to reach the Earth's surface from the Sun's surface, and registered by satellites particles with energies of 5 – 10 MeV travel about 2 hours. The registered alpha particles do not have enough energy to penetrate the atmosphere, unlike the hypothetical fast alpha particles that reach the surface of the Earth in minutes from the center of the solar disk. However, the registered alpha particles are an indicator that two hours earlier there was an irradiation of the Earth's surface with fast (unregistered) alpha particles.
8. Although alpha particle streams irradiate the entire illuminated part of the atmosphere, penetration of fast alpha particles to the surface occurs only in a limited area of the surface (death spot), for which two conditions favoring penetration are combined:
 - a. The Sun is culminating for the center of the death spot,
 - b. For the center of the death spot, a coincidence is in effect – the direction of the geomagnetic vector coincides with the direction of the alpha particle intrusion – the alpha particle movement is not affected by the deflecting magnetic force. Such a coincidence occurs twice a year for latitudes in the band from 28°N to 48°N [4]. For latitudes outside this band, such a coincidence is impossible, the fast alpha particles do not reach the Earth's surface, or their flux on the surface decreases fast with their moving away from the band.
9. During the year, the apparent position of the Sun relative to the point of observation shifts, so that the maximum angle of elevation of the Sun's disk above the horizon (solar culmination) changes depending on the date. The latitude and longitude of a point on the Earth's surface where the solar disk is at its culmination at that moment of registration of the incoming alpha particle flow – the point of registration, can be determined from the date (latitude), and the hours and minutes of registration (longitude). The center of the dead spot can be calculated – it is approximately 30° east of the registration point [10]. The Earth's angular velocity is 15° per hour.

The moment of occurrence of a flow of fast alpha particles cannot be predicted, but the dates of increased risk for a given point on the Earth's surface between 30°N – 50°N can be calculated by the latitude of the location [10]. For example, for the EUROSTAT NUTS-2 region “Severna i yugoiztochna Bulgaria” (See Figure 2), with latitude 43°N, the dates with maximum risk are around mid-April and mid-August. On these dates, the inclination (59°) of the geomagnetic vector for Bulgaria is close in magnitude to or coincides with the culmination of the Sun (the Earth's atmosphere is thinnest at the moment of the Sun's culmination, and there is no deflecting magnetic force for alpha particles if they intrude at this

time from the Sun). The increased risk of health incidents outdoors around local noon is a further argument for the healthfulness of the indoor midday break ('siesta') practiced in Mediterranean countries.

The predominant part of the recorded pulses of alpha particles form unnatural series with fixed periods and relatively constant magnitudes, which allows the hypothesis of their artificial origin [12].

References

1. Nikolay Takuchev. Solar corpuscular radiation and mortality from various forms of ischemic heart disease in Bulgaria for the interval 2005-2015. 2019.
2. Takuchev N. Ischemic Heart Diseases Mortality for Bulgaria Partly Depends on Solar Corpuscular Radiation. *ES Journal of Cardiology*. 2020; 1.
3. Nikolay Takuchev. How Ischemic Heart Diseases Mortality Depends on Solar Corpuscular Radiation A Case from Bulgaria. *Challenges in Disease and Health Research*. 2021; 8.
4. Nikolay Takuchev. Does the Angel of Death Sometimes Use Solar Alpha Particles to Take Our Souls. Book Publisher International. 2021.
5. Nikolay Takuchev. Solar Corpuscular Fluxes of Alpha Particles and Mortality from Ischemic Heart Disease in Bulgaria. 2021.
6. Nikolay Takuchev. The Solar Alpha Particles Invading Earth and Ischemic Heart Diseases the Worldwide Killer Number One Connected. *London Journal of Research in Science*. 2022; 5.
7. Nikolay Takuchev. The High Energy Positive Solar Particles Invading the Earth with Contribution to the Mortality from Ischemic Heart Diseases. *SCIREA Journal of Physics*. 2023; 8.
8. Nikolay Takuchev. Alpha particle fluxes and ischemic heart disease mortality study for Bulgaria and Los Angeles California USA. *J Mod Appl Phy*. 2023; 6: 1-10.
9. Nikolay Takuchev. Solar Alpha Particles and Death from Ischemic Heart Disease. *Journal of Current Medical Research and Opinion*. 2023.
10. Takuchev N. Space threat to the USA increase in mortality from ischemic heart disease due to high energy alpha particles entering Earths orbit. *J Mod Appl Phys*. 2023; 6: 1-13.
11. Nikolay Takuchev. Solar Alpha Particles and Death from Ischemic Heart Disease. *Int J Complement Alt Med*. 2023; 16: 228-232.
12. Takuchev N. Humanity is subject to a deadly cosmic impact is non-human intelligent intervention also possible. *J Mod Appl Phys*. 2023; 6: 1-11.
13. Takuchev N. High Energy Solar Alpha Particles are Dangerous for the People on the Earths Surface. *J Phys Astron*. 2023; 11: 368.
14. Nikolay Takuchev. Mortality from Diseases of the Circulatory System in Europe and the Mediterranean Connected with Space Energetic Alpha Particles. *Journal of Cardiology Research Reviews Reports*. 2023.
15. Takuchev N. Human Mortality Depends on Streams of Cosmic Alpha Particles some of which have Signs of Artificial Origin *J Space Explor*. 2023; 12: 305.
16. Takuchev N. Space Alpha Particle Fluxes towards the Earths Surface Increase Human Mortality Examples from the Balkans and Greece. *Open J of Astro*. 2024; 2.
17. Takuchev NP. Streams of High Energy Solar Alpha Particles The Cause of Both Rising Global Temperature and Partly Human Mortality. *Phys Sci Biophys J*. 2024; 8.
18. EUROSTAT European short list of deaths by cause death rate by NUTS 2 region of residence Statistics.
19. Data from GOES satellites.
20. Lakin GF. *Biometrics*. Higher School Publishing House. 1990; 208-214.
21. PSTAR. Available: <https://physics.nist.gov/PhysRefData/Star/Text/PSTAR.html>
22. ASTAR. Available: <https://physics.nist.gov/PhysRefData/Star/Text/ASTAR.html>
23. Data on the geomagnetic field. Available: <http://www.intermagnet.org/data-donnee/dataplot-eng.php?type=xyz> last visited on 14.8.2018.
24. Cosmic Ray Data Base (CRDB), charged cosmic rays. <https://tools.ssdc.asi.it/CosmicRays/>